

Wyndham Municipal Public Health
and Wellbeing Plan 2021-2025

Report on Progress

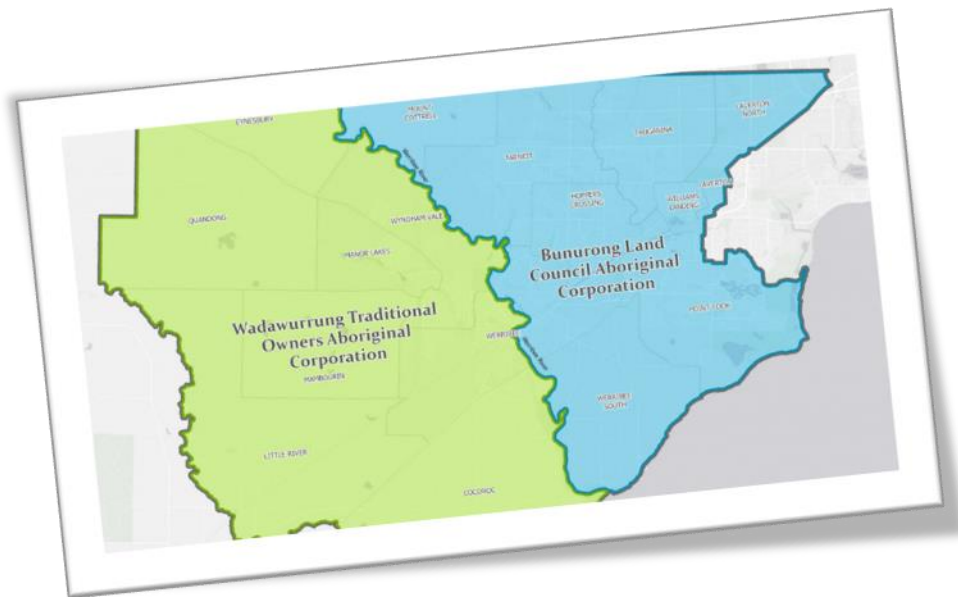
2021-2023



Acknowledgement of Country

Wyndham has a rich Aboriginal history. For tens of thousands of years, the Werribee River has been a significant meeting place for Aboriginal people to build community, exchange resources, and share responsibility for its lands.

Wyndham City Council recognises Aboriginal and Torres Strait Islander peoples as the first Peoples of Australia. We acknowledge the Bunurong and Wadawurrung Peoples as Traditional Owners of the lands on which Wyndham City operates.



The Wadawurrung and Bunurong Peoples have and always will belong to the Werribee Yalook (river), creeks, stars, hills and red clay of this Country. We pay respect to their Ancestors and Elders who always have, and always will, care for Country and community today and for future generations.

Contents

Introduction.....	3
Thriving Wyndham	4
Opportunity, Equity and Inclusion	4
Mental Wellbeing.....	12
Gender Equality.....	14
Liveable Wyndham	15
Accessible Services.....	15
Climate Change Health Impacts	20
Housing and Built Environment	22
Safe Wyndham	29
Community safety	29
Healthy Wyndham.....	32
Healthy Living.....	32
References.....	40

Introduction

Most public policy is introduced with the explicit purpose of changing behaviour and improving outcomes.¹ Increasingly, Wyndham City Council, together with other levels of government is confronted with choices about how to best use the scarce public ratepayer resources available to us.

The primary aim of the Wyndham Municipal Public Health and Wellbeing Plan (the Health Plan) is to improve the health and wellbeing of our community. Our Health Plan is based on outcomes. The 'outcomes' are our end goals, the change we are working towards with our internal and external partners throughout the life of the Plan.

We are now at the halfway point for this Health Plan, which provides us with an opportunity to measure progress towards the Plan's 15 outcomes. The challenge with measurement, especially when measuring the value of government policies and programs, is whether we can be sure that a program or policy has made a difference to people's lives.²

All levels of government in Australia collaborate to produce new data insights using snapshots of data over time. This helps to present a longer term view and increases the evidence-base in which to measure the impact of social policy on outcomes.³ A primary data source for example, is the Australian Bureau of Statistics Census of Population and Housing carried out nationally every five years.

This mid-term Progress Report uses a variety of available data sources including Council's own reporting to monitor progress towards Health Plan outcomes. The data show that we are reconnecting as a community post-pandemic, engaging with services, taking on learning opportunities and enjoying sporting and recreational occasions. Some survey evidence also shows improvements to our overall mental health and wellbeing.

The Health Plan has four domains – Thriving, Liveable, Safe, Healthy. This report is broken into sections that match the domains, priorities and outcomes associated with those priorities.

¹ (Kalisch, 2016)

² Ibid

³ Ibid

Thriving Wyndham

Opportunity, Equity and Inclusion

Outcome 1: : We have equal opportunity to contribute to our community including through strong employment opportunities

Social Inclusion

The City of Wyndham is proudly multicultural with one in four people arriving in Australia within the past five years. There are many benefits to diversity, including economic benefits, educational performance and better social cohesion.⁴

Social inclusion refers to the ways in which individuals form close bonds with people outside the family. Social inclusion can lower morbidity rates and increase life expectancy.⁵

Indicator – improved sense of personal wellbeing

Monitoring this indicator includes:

- ◆ Sense of belonging in Wyndham
- ◆ Recognising First Nations as cultural custodians of our land, and Indigenous culture as foundational to our identity in Wyndham
- ◆ Respect and inclusion for diversity - lesbian, gay, bisexual, transgender, intersex, queer, and asexual (LGBTIQA+)
- ◆ Valuing our carers and people living with disability
- ◆ Valuing our multicultural communities cultural, linguistic and faith diversity
- ◆ Working in harmony with our community leaders

New Arrivals



The City of Wyndham is home to a growing community. This includes people from many different visa classes. In the 10 years from January 2013 to 31 December 2022, Wyndham welcomed residents from all visa classes.

Wyndham was highest for skilled migration, second highest for family visa holders and third highest for those on humanitarian visas. Skilled migration supports the macro- and micro-economy, while family visa holders help bridge social connection. Humanitarian visa holders may need additional support which is provided across many Council services.⁶ In 2021, 92 residents arrived on a humanitarian visa, 1,838 on a family visa and 2,458 on a skilled visa.⁷

Humanitarian visas	Number		Family visas	Number		Skilled visas	Number	
Hume	12,823	😊	Casey	18,772	😊	Wyndham	51,566	😊

⁴ (Rajadurai, 2018)

⁵ (Australian Institute of Health and Welfare, 2022)

⁶ The Australian Government provides support for humanitarian entrants through the Humanitarian Settlement Program for at least 18 months to achieve settlement. Through a case management approach, the needs of refugee entrants are identified, and settlement services tailored to meet their particular circumstances. (Refugee Council of Australia, 2023)

⁷ (Australian Government , 2013-2022)

Casey	5,993	Wyndham	16,427	Melbourne	33,338
Wyndham	4,398	Greater Dandenong	11,334	Casey	30,068
Greater Dandenong	3,950	Hume	9,174	Monash	27,279
Melton	3,140	Whittlesea	8,781	Whittlesea	20,549

Table 1. Arrivals by visa class 2013-2022. Five highest counts by Municipality. Source: Australian Government Settlement Reports⁸

Civic Engagement



Civic engagement has been shown to have a positive impact on health outcomes. Civic engagement can include being actively engaged in public decision-making, volunteering and being invested in the place in which you live.⁹

In 2022-2023, residents engaged in a range of community engagement projects, reflecting an increase on the 2021-2022 financial year.

Project	Number	Increase from 2021-2022	
Visits to the Loop – Wyndham City’s online consultation and engagement tool – resulted in 5,140 community member contributions.	103,825	12%	
Total Loop members – 549 recently-signed up members	9,299	27%	

Table 2. Number of visits to The Loop 2022-2023, Wyndham City's premier online engagement tool

New Citizens



In the aftermath of the health crisis Wyndham had a substantial wait list. At the start of 2023, there was over 5,000 residents on the citizenship waiting list with 900 more added each month. By July, this was zero. Through the financial year, 40 citizenship ceremonies were held, and 12,020 citizens were conferred. At the citizenship ceremony in August, new citizens came from 47 different countries; at the ceremony before, citizens came from 51 different countries.¹⁰

Social Connection

Social connectedness, a person's sense of belonging and connection to other people, or a community, has been linked to reduced social isolation and improved health outcomes in the general population.¹¹ Strong social networks can improve physical and mental health by offering practical and emotional support. Social networks can also help people to find work and cope with other hardships.¹²

Indicator – building strong social networks

Monitoring this indicator includes:

- ◆ Connecting newcomers and established residents
- ◆ Valuing our volunteers and seniors
- ◆ Supporting greater engagement with community-based networks

⁸ (Australian Government , 2013-2022)

⁹ (Salinsky, 2022)

¹⁰ Wyndham City Council

¹¹ (Plesko, Yu, Tobin, & Gross, 2021)

¹² (Australian Institute of Health and Welfare, 2022)

- ◆ Encouraging participation in arts and cultural activities
- ◆ Facilitating participation in government decision-making processes

Birth Rates



Birth rates continued to increase across the municipality, the rate of increase slowing slightly in 2022-23. New births provide opportunities for Maternal and Child Health nurses to connect with new arrivals and longer-term residents, as well as to connect new mothers and families into broader community networks and services.

Birth type	2022-2023	2021-2022	2020-2021	2019-2020	2018-2019
Birth notices	5172	5330	5143	5051	5009
Transfer in	1158	1801	1561	1182	1074
Transfer out	823	899	892	771	811

Table 3. Birth rates in the City of Wyndham 2018-19 to 2022-23. Source: Wyndham City Council

Volunteering



Volunteering supports social connection, social inclusion and personal wellbeing. It can increase a person's sense of wellbeing and may also relieve stress and alleviate symptoms of depression.¹³ During the health crisis volunteering rates dropped across the country and numbers have been slow in coming back.¹⁴ However, community engagement levels in the past year in Wyndham are refreshingly good.

Volunteering		
Event	No. of attendees	Outcome
Wyndham Volunteer Expo	450 attendees from the local community 55 volunteer-involving organisations 134 new volunteers recruited	😊
Building Blocks - Delivery of two community leadership programs	24 community members engaged in the program Included 60 hours of participation	😊
Delivery of six online volunteer supervisor training sessions and network meetings	71 attendees across the sessions	😊
Six community grants information and one grant writing sessions held	105 community members attended	😊
Online use of Grants Guru – Wyndham's grant finder portal	Attracted 285 registered users with 7,695 total page view/visitor clicks over the course of one year	😊

Table 4. Volunteering data. City of Wyndham selected programs. Source: City of Wyndham.

Library Programs



Public libraries can increase wellness by facilitating social connection, mental health, digital inclusion and reducing loneliness.¹⁵ Wyndham Libraries provide excellent means for residents to connect while engaging in lifelong learning. In 2022 to 2023, attendance at library programs significantly increased post-pandemic when libraries were closed. Many library programs supported residents' health and wellbeing.

¹³ (Health Direct, 2023)

¹⁴ (Davies, Holmes, & Lockstone-Binney, 2021)

¹⁵ (Rosenfeldt & Cowell, 2021)

Library programs				
Event	2021-22 attendance	2022-23 attendance	Outcome	Trend
Overall participation in programs	33,029	95,972	+191%	😊
Programs aimed at early years	10,758	46,136	+329%	😊
Programs aimed at juniors	16,789	35,343	+111%	😊
Programs aimed at youth	1,397	3,382	+142%	😊
Programs aimed at seniors	66	212	+221%	😊
Programs aimed at parents/carers	127	6,259	+4,828%	😊
Programs related to IT and computers	67	486	+625%	😊
Programs related to literacy and lifelong learning	854	11,401	+1,235%	😊
New active members		16,923	+122%	😊
Overall visits to libraries		769,610	+104%	😊
WiFi sessions provided		113,307	+29%	😊

Table 5. Wyndham Libraries attendance rates 2021-22 and 2022-23. Source: Wyndham City Council

Community Connectors



Wyndham City Council has a dedicated team to help people find and connect with local programs and service options. In the 2022-2023 financial year, 996 residents were connected to local services and supports, an increase of 13 per cent on the previous financial year.

Outcome 2: We can access formal and informal learning opportunities

Continuous Learning

Research demonstrates that higher educational attainment leading to higher health literacy, was linked with health promoting behaviour. Health literacy relates to the ways in which people access, understand and use health information that benefit their health and wellbeing. People with low health literacy tend towards poorer health behaviours.¹⁶

Indicators

Assisting young people's engagement with school, higher learning & work including:

- Mentoring opportunities
- Achieving benchmarks in numeracy and literacy
- Assisting children whose learning has been interrupted to catch up
- Advocating for the school needs of Wyndham's residents

Increased 3- and 4-year kindergarten enrolments

¹⁶ (Australian Institute of Health and Welfare, 2022)

Ensuring adults have community learning opportunities (facilitating opportunities at libraries and community hubs, including technology)

- Supporting labour force participation including:
- Career counselling and career transitions assistance
- People living with a disability can access gainful employment
- People are supported to start up small business

Early Childhood Education



Kindergarten and early childhood learning services continued to grow across Wyndham in 2022-2023. Early childhood enrolment is a good indicator of continuous and lifelong learning and improved health literacy.

The National Quality Framework Services



The National Quality Framework (NQF) provides a national approach to regulation, assessment and quality improvement for early childhood education, care and outside school hours care services across Australia. The number of NQF services in Wyndham grew for most services in 2023, although family day care was down.

No. of approved NQF services in Q1, 2023

Long day care	Kindergarten (stand-alone)	Kindergarten (on school site)	Out of school hours	Family day care
98	31	7	51	28
+7%	+7%	0%	+9%	-15%

Table 6. No. of approved NQF services City of Wyndham. Source: Wyndham City Council.

Playgroups



Playgroups, like kindergartens are a great way to introduce children to learning, encourage physical activity, support imagination and creativity, build attachment and enhance early brain development. In 2022-2023, Wyndham City supported 40 community-led playgroups and 195 families through council-run playgroups, an increase of 110 per cent on 2021-2022.

Kindergarten



The number of approved places grew for stand-alone kindergartens, long day care and out of school hours care. This reflects both the growing number of young children across Wyndham, as well as the desirability of services.

No. of approved places in Q1, 2023

Long day care	Kindergarten (stand-alone)	Kindergarten (on school site)	Out of school hours
11,248	2,183	552	4,624
+3%	+13%	0%	+10%

Table 7. No. of approved places City of Wyndham. Source: City of Wyndham

Kindergarten enrolments grew between 2022 and 2023 for both three-year-old and four-year-old children. Wyndham City has significant programs in place to support children with additional educational needs. In 2023, enrolments included:

- 81 children who are Aboriginal and/or Torres Strait Islander (22 x three-year-olds and 59 x four-year-olds)
- 233 refugee or asylum seeker children (20 x three-year-olds and 213 four-year-olds)
- 119 children in out of home care or known to child protection (11 x three-year-olds and 108 x four-year-olds)

Age	Year	Wyndham	Partners	Total	Trend
3	2022	1002	775	1777	😊
3	2023	1058	1076	2134	😊
4	2022	2023	1513	3536	😊
4	2023	1992	1680	3672	😊

Table 8. Kindergarten enrolments 2022-2023. Source: City of Wyndham.

Childcare Centres



The numbers of childcare (long day care) centres continued to grow across the City of Wyndham. Ten years ago, Wyndham had 39 centres, in 2023, that grew to 98.

No. of approved places in 2013-2023											
Suburb	2013	2014	2015	2016	2017	2018	2019	2020	2021	2022	2023
Hoppers Crossing	9	10	9	8	10	11	13	14	14	14	14
Manor Lakes	1	1	1	1	1	1	1	1	1	1	1
Mount Cottrell	0	0	0	0	0	0	0	0	0	0	1
Point Cook	11	12	14	15	16	17	20	22	24	24	24
Tarneit	5	6	7	8	11	11	11	13	14	15	17
Truganina	3	3	3	5	5	6	8	9	9	11	12
Werribee	8	8	8	9	10	10	10	12	12	14	16
Williams Landing	1	1	1	1	2	3	3	4	4	4	4
Wyndham Vale	1	1	1	1	3	4	5	7	7	9	9
Total	39	42	44	48	58	63	71	82	85	92	98

Table 9. No of childcare (long day care) centres per suburb 2012-2023. Source: City of Wyndham.

New Early Years Services



Early years services opened in 2023 providing an additional 198 places. Four additional services are expected to open in 2024.

Early years' services opened in 2023			
Service name	Project type	Suburb	Licensed capacity
Birnbial* Family Centre Kindergarten	Integrated children's centre	Manor Lakes	99
Bembit Bag-rook** Kindergarten	Integrated children's centre	Tarneit	99
Total			198

*Pronounced Bin-beel, is a Wadawurrung word for rainbow. **Bembit (flower) and Bag-rook (women) is Bunurong language. Table 10. Early Years services opened in 2023. Source: City of Wyndham.

Pre-school Attendance



Data for levels of child development and attendance at pre-school programs were available in the 2021 ABS census. The City of Wyndham fell slightly behind the Victorian and metropolitan averages for pre-school attendance and being developmentally 'on-track'.

However, many new early learning centres and services are opening across Wyndham providing more places, and parents and guardians with more opportunities.

Wyndham Community	Percentage of children on track (%)					
	Physical health & wellbeing	Social competence	Emotional maturity	Language & cognitive skills	Communication & general knowledge	Attended a pre-school program
Australia	78.5	75.9	77	82.6	77.1	92.3
Victoria	81.1	77.8	78.4	82.6	79	96.1
Wyndham	80.4	76.9	77.7	79.7	77	94

Table 11. Pre-school attendance rates and percentage of children on track developmentally 2021. Source: AEDC Data explorer & AEDI Index 2015-2021

Early Intervention



Early intervention is key to health equity and opportunity later in life. In 2022-2023, there were 517 requests for early intervention support for children in kindergarten, a significant increase on the previous year.¹⁷ In addition, 932 families were connected to family services and supports, an increase of 33 per cent on the previous year.¹⁸

Economic Output



Gross Regional Product (GRP) measures national wealth generated by businesses, organisations and individuals. In pandemic recovery, GRP showed how businesses and individuals were returning to business-as-usual. For the year ended June 2022, the City of Wyndham experienced significant improvement in GRP.

Economic output				
Indicator	Year ending June 2021	Trend	Year ending June 2022	Trend
Gross regional product annual	\$13,389 billion (up 1.4%) 2.82% of Victorian economy	😊	\$14,424 billion (up 7.7%) 2.89% of Victorian economy	😊

Table 12. Gross Regional Product (annual) City of Wyndham. Source: economy.id City of Wyndham.

Unemployment



Employment and unemployment are indicators of economic opportunity which can directly impact health and wellbeing. In 2023, unemployment continued to drop, although the March 2023 quarter saw a small uptick in the unemployment rate.

Indicator	Mar '21	Jun '21	Sep '21	Dec '21	Trend	Mar '22	Jun '22	Sep '22	Dec '22	Trend	Mar '23	Trend
Wyndham	7.8	7.3	6.3	5.6	😊	4.8	4.5	4.6	4.3	😊	4.5	😞
Victoria	6.6	6.1	5.5	5.0	😊	4.5	4.3	4.0	3.7	😊	3.7	😞
Greater Melbourne	7.1	6.6	6.0	5.4	😊	4.9	4.6	4.3	3.9	😊	3.8	😊
Wyndham	7.5	6.3	6.1	5.6	😊	4.7	4.7	4.3	4.9	😞	4.9	😞
Victoria	6.9	6.0	5.8	5.4	😊	4.7	4.5	4.2	4.7	😞	4.6	😊
Greater Melbourne	6.4	5.5	5.2	4.9	😊	4.1	4.0	3.7	4.1	😞	4.1	😞

Table 13. Unemployment rate by quarter, City of Wyndham, Greater Melbourne & Victoria. Source: economy.id City of Wyndham.

¹⁷ Exact percentage increase not provided since the Dept of Education changes to program guidelines meant that support requests were changed. Therefore, this measure is not comparable to the previous financial year. This metric is an indicator of the need for support (demand) not an indicator of how much support was provided.

¹⁸ Wyndham City Council, 2022-2023.

Inclusive Employment



In 2022-2023, 73 new businesses committed to providing employment opportunities across the City of Wyndham, an increase of 97 per cent on the previous year. A reduction of 47 per cent occurred in the number of people placed into employment or further education most likely because of shifts in labour market conditions, hiring stabilisation following pandemic lockdowns and resourcing changes.

The Wyndham City delivered 22 career building programs to 1,147 attendees, an increase of 83 per cent and 1,995 individuals who experience barriers to employment received one-on-one support.

Mental Wellbeing

Outcome 3: We are a cohesive and inclusive society, socially connected and able to ask for help when we need it

Mental Wellbeing

Throughout the health crisis mental health and wellbeing were severely impacted. During the pandemic Council undertook many projects and programs to support community resilience and mental wellbeing.

Monitoring success in these areas is best achieved through surveys. Two recent Wyndham City Council resident surveys provide good insights - the Wyndham Youth Survey 2022 and the Wyndham Community Satisfaction Survey 2021-22.

Indicators

Assisting people to seek support when they need it

Ensuring people can be linked into appropriate services across the lifecycle

Working with our partners to support particular cohorts (single parents, people who are socially isolated & reducing alcohol & drug dependence)

Advocating for the needs of all Wyndham residents for local specialist units

Wyndham Youth Survey 2022



Young people identified social media and mental health as their top two concerns. Body image also presented highly. In terms of mental wellbeing, more than half of respondents (55%) used happy emojis to rate their mental health in 2022 compared with 38 per cent in 2021. Rating through sad emoji responses halved over the same period with one in six using them in 2021 compared with one in three in 2022.

Young people cited 'being social and getting out' as a good way to improve their mental health along with having better access to support services, improved diet and exercise and personal factors such as reduced stress and better sleep. 22.6% said they had experienced bullying, a drop from 25 per cent the year before.

Wyndham Community Satisfaction Survey 2021-2022



Consistent with results for other metropolitan councils, satisfaction with the overall performance of Wyndham City declined from 6.92 in 2018-19 to 6.64 in 2022 – a drop of four per cent. The pandemic necessitated a change in the survey methodology – from face to face to a ‘socially distanced methodology’ which may in part explain the heightened dissatisfaction.

Services with higher than average levels of satisfaction included community centres, neighbourhood hubs, libraries, maternal and child health services, child and family services support resident’ mental wellbeing.

Wyndham Libraries



Libraries ran many programs related to personal development and wellbeing. Wyndham Libraries programs attracted 1,655 people in 2022-23.

Wyndham Youth services



During the 2022-2023 financial year, the Youth Services team offered counselling support to young people for mental health and wellbeing. While the waitlist for counselling services increased, this may also be because young people are engaging more fully with the service.

Number	Service delivered	Change from 2021-22	Trend
300	New counselling referrals received	+24%	😊
76	Young people on the waitlist for counselling	+145%	😞
1123	Counselling sessions provided	N/A	
753	New young people attending programs	+14%	
487	Youth programs delivered (5,303 young people attended)	+59% (attendees)	😊
67	Youth events delivered (8,724 young people attended)	+443% (events delivered)	😊
280	Parenting programs delivered (1,720 people attended)	+311% (programs delivered)	😊
3335	Young people attended the Street Surfer bus (KIRRUP)	+39%	😊

Table 14. Wyndham City Youth Services Programs 2022-23. Source: Wyndham City Council.

Gender Equality

Outcome 4: We enjoy formal and substantive equality

Capacity Building

Gender refers to the characteristics of women, men, girls and boys that are socially constructed. Gender is hierarchical and produces inequalities that intersect with other social and economic inequalities. Gender-based discrimination intersects with other factors of discrimination, such as ethnicity, socioeconomic status, disability, age, geographic location, gender identity and sexual orientation, among others. This is referred to as intersectionality.¹⁹

Gender influences people's experience of and access to healthcare. For example, women and girls can face greater barriers than men and boys to accessing health information and services including restrictions on mobility; lack of access to decision-making power; and lack of training and awareness amongst healthcare providers and health systems of the specific health needs and challenges of women and girls.²⁰

Wyndham City is dedicated to supporting gender equality. Improving gender equality may improve health and wellbeing and reduce family violence. Council conducts gender impact assessments on community-facing programs, conducts workplace audits and provides support services to reduce family violence and promote gender equality in the broader community.

Indicators

Increased participation of girls and women facilitated in sport and recreation (including addressing cultural barriers to participation)

Increased female representation in community organisation committees

Increased availability of childcare and respite care

Work to equal community representation of women on all Council Planning and decision-making groups (gender lens applied to all Council policies, services & programs)

Gender in Sport



Participation in sports is identified as a crucial way to grow girls' leadership skills and foster good health and wellbeing. Sports participation plays a vital role in advancing gender equality and challenging gender stereotypes through building respect, tolerance and responsibility.²¹ In 2022-2023, Wyndham City ran a range of sports programs to support gender equality.

These included:

- *Active holiday program*
39 per cent attendance by girls across three programs.
- *Young Matilda's*
Coaching girls and women football presentation by Young Matilda's coach (8 attendees).
- *Football Victoria*
Girls' and women's action planning workshop – seven football clubs attended.

¹⁹ (World Health Organization, 2023)

²⁰ Ibid

²¹ (Australian Sports Commission, 2020)

- *This Girl Can*
Promotions enabled teenage girls and women to try different activities (8 promotions).
- *Running Program*
Beginners' running program to support women's participation (over 70 per cent women).
- *Truganina Lions*
Supported new Football Club Truganina Lions to develop girls' and women's participation. Two girls' teams recruited with commitment to recruit more women as coaches and committee members. Recognised as a Football Australia One Star Game Changer Club.
- *Active Tarneit*
2,482 women and girls participated across all Active Tarneit programs.
- *Men's Health Week*
During Men's Health Week, promoted 22 community-held sessions.

Childcare Availability



Childcare availability and cost are critical drivers of women's ability to engage in the paid workforce. The affordability of Early Childhood Education and Care (ECEC) services, as determined by state subsidies, has a major impact on the amount of childcare performed by mothers, and as a consequence, the degree to which they are able to participate in paid work. This has broader implications for women's short and long-term financial security, career progression, and overall wellbeing, making ECEC services a clear factor in gender equality performance.²²

According to the search platform, Care for Kids, at the time of writing, all postcodes in Wyndham had childcare availability.

Postcode	Suburbs serviced	No. of childcare services	No of centres with vacancies
3030	Werribee, Cocoroc, Point Cook, Quandong and Werribee South	136	95
3029	Hoppers Crossing, Tarneit, Truganina	163	141
3026	Laverton North, Derrimut	10	8
3024	Wyndham Vale, Manor Lakes, Fieldstone, Mambourin, Mount Cottrell	41	30
3027	Williams Landing	12	10
3211	Little River	3	2

Table 15. Childcare availability by centre. Source: Care for Kids

Liveable Wyndham

Accessible Services

Outcome 5: We can access safe and culturally appropriate services

Inclusive Access

²² (Wood, Griffiths, & Emslie, 2020)

Accessing safe, culturally appropriate services helps people to get support when they need it and in the manner that best suits them. Having access to reliable and timely services such as General Practitioners (GPs), allied health, aged care, ambulance service and hospitals can support mental and physical health.

The City of Wyndham is a provider of health and social services, including childhood vaccinations and MCH referrals, an advocate for improved services and facilitator of health partnerships.

Indicators

Improving health literacy – understanding complex health information and navigating health systems

Improving cultural safety – through access to quality health care, respectful of Indigenous and multicultural cultural values and strengths

Improving digital access – using available technology at home or via a public service

High immunisation rates for 5-year olds

High COVID-19 vaccination rates

Childhood Vaccinations



Childhood vaccination rates are a good indicator of service access and availability and a good predictor of better health later in life. As was the case across Victoria and Australia, vaccination rates in Wyndham fell slightly in the past year which reflect pandemic recovery and vaccination reticence.

However, in every age group, childhood vaccination rates are higher than those in the local Primary Health Network (PHN) area. They are also higher in the one year old age bracket, a clear indication that things are improving.

Child	2020-2021	2021-2022	Trend	2022-2023	Trend
City of Wyndham					
1YO (12<15 months)	94.89	94.78		94.04	
2YO (24-<27 months)	91.21	92.78		91.34	
5YO (60-<63 months)	95.84	94.94		94.95	
Primary Health Network (PHN)					
1YO (12<15 months)	94.57	93.46		93.27	
2YO (24-<27 months)	91.78	91.76		91.02	
5YO (60-<63 months)	95.27	94.62		94.42	
Victoria					
1YO (12<15 months)	94.96	93.98		93.83	
2YO (24-<27 months)	92.92	92.57		91.94	
5YO (60-<63 months)	95.76	95.04		94.91	
Australia					
1YO (12<15 months)	94.61	93.75		93.42	
2YO (24-<27 months)	92.60	91.98		91.35	
5YO (60-<63 months)	94.98	94.27		94.14	

Table 16. Childhood vaccination rates (fully vaccinated) Wyndham PHN Victoria and Australia 2020-21 to 2022-23. Source: Australian Government Dept of Health and Aged Care & Victorian Government Dept of Health.²³

Vaccinations administered by Wyndham City Council

Council's Child, Family Health and Wellbeing services administered 21,008 vaccinations (excluding COVID-19 vaccinations) in the 2022-2023 year, down 16 per cent on the previous year.

Maternal and Child Health

28,252 Key Ages and Stages visits were undertaken in 2022-2023 financial year.

Community Connectors



In 2022-2023, 8,714 requests were received from the community for local services and information, an increase of 27 per cent on the previous year.

Primary Health Care



The following data relate to bulk-billed rates of GP visits in Victoria's primary health network (PHN) areas. While these are not specifically related to the City of Wyndham, they provide useful indicators of bulk-billing rates in the region. Bulk billing rates across the North Western Region are the highest in the state, although rates are declining. Patient contributions may be prohibitive to some in the community.

PHN	GP NRA BBR (%) 2021-22	GP NRA BBR (%) 2022-23	GP NRA BBR Change in % point on 21-22	GP NRA avg PCPS (\$) OHPB 2021-22	GP NRA avg PCPS (\$) OHPB 2022-23	GP NRA avg PCPS (\$) OHPB % change 21-22
Victoria	88.6%	80.9%	-7.6	43.05	43.07	0.0%
North Western Melbourne	92.2%	84.6%	-7.6	44.73	42.57	-4.8%
Eastern Melbourne	88.4%	79.7%	-8.8	42.87	41.73	-2.6%
South Eastern Melbourne	87.7%	81.5%	-6.2	46.78	47.92	2.5%
Gippsland	88.9%	83.6%	-5.3	40.52	43.93	8.4%
Murray	82.4%	73.1%	-9.3	36.57	38.93	6.5%
Western Victoria	85.2%	76.7%	-8.5	40.26	40.71	1.1%

GP refers to general practitioner; NRA refers to non-referred attendances; BBR refers to bulk-billed rate; PCPS refers to patient contribution per service; OHPB refers to out of hospital patient billed.

Table 17. Medicare statistics: year-to-date summary by PHN, July 2022 to June 2023. Source Australian Government, Dept of Health and Aged Care, Medicare Statistics.

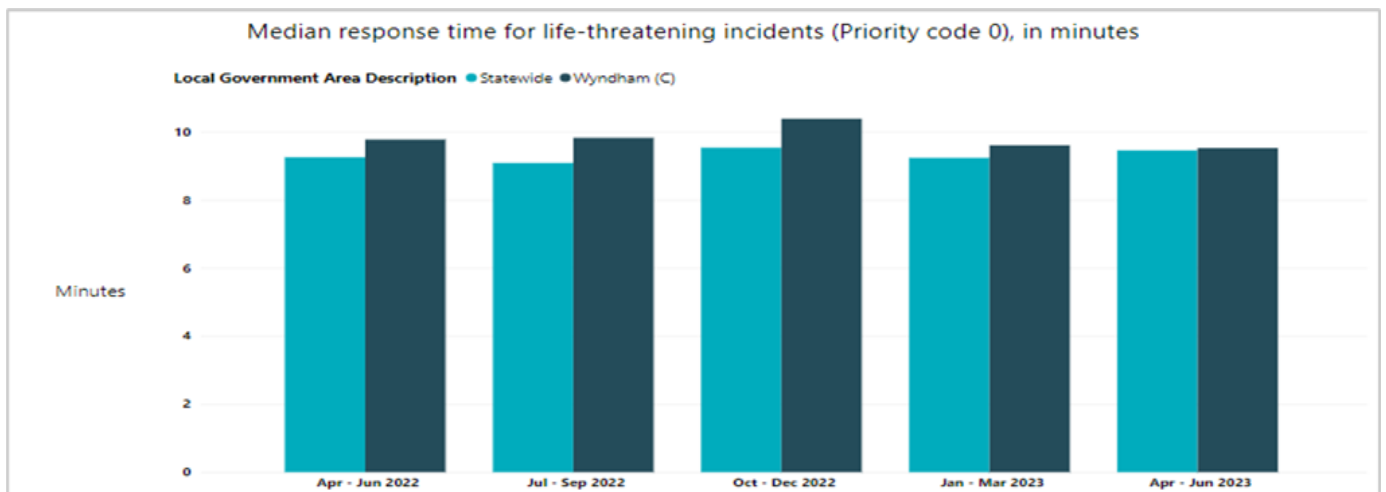
²³ Australian Government. Current coverage data tables for all children <https://www.health.gov.au/topics/immunisation/immunisation-data/childhood-immunisation-coverage/current-coverage-data-tables-for-all-children> and VIC childhood immunisation coverage data by SA3 and PHN: <https://www.health.gov.au/topics/immunisation/immunisation-data/childhood-immunisation-coverage/current-coverage-data-tables-for-all-children> and Historical coverage data tables for all children <https://www.health.gov.au/topics/immunisation/immunisation-data/childhood-immunisation-coverage/historical-coverage-data-tables-for-all-children>

Ambulance Services



Median ambulance response times increased between the 2022 and 2023 April-June quarters (12.43 versus 13.23 minutes). This reflects an overall increase in response time across the state of Victoria.

Figure 1 Median response times for life-threatening incidents, in minutes. Source: Victorian Ambulance Data Set (VADS) extracted 17 July 2023 by Victorian Agency for Health Information (VAHI).²⁴



²⁴ Victorian Agency for Health Information (VAHI) / Victorian Health Services Performance/ Ambulance services. <https://vahi.vic.gov.au/ambulance-services/life-threatening-incidents-priority-code-0?nid=8577>.

Hospital Wait List – Werribee Mercy Hospital



Hospital waiting lists for all elective surgery categories declined over the past year after a brief spike in the September 2022 quarter. This information relates only to Werribee Mercy Hospital wait list. People will be part of waiting lists in other hospitals.

Figure 2. Hospital Waiting List Werribee Mercy Hospital. Source: Elective Surgery Information System (ESIS) extracted 17 July 2023 by Victorian Agency for Health Information (VAHI).

Outcome 6: We are a resilient community and adapt to changing conditions

Drug resistant infections risk

Public health ethicists are ideally placed to identify and weigh the values that might be promoted or compromised by potential policies and/or interventions that aim to address the problem of drug resistance. It has been widely acknowledged that drug resistance poses one of the greatest threats to global public health during the coming decades.²⁵

Indicators

Continued low-level community transmission of COVID-19

Council facilitating help-seeking and linking services

Ensuring that people are connected in following any initial point of contact

Building social capital and reducing the effect of shocks and stresses

COVID-19 Vaccinations



Across the City of Wyndham, COVID-19 vaccination rates remained high. In the six months to August 2023, over 19,000 Wyndham residents received a vaccination. Among growth area municipalities, only the City of Casey received more.

²⁵ (Jamrozik & Selgelid, 2020)

Growth area municipality	Est resident population (18+)	People vaccinated in the last 6 months (18+)	People vaccinated 6 or more months ago (18+)
Wyndham	210,356	19,201	202,728
Casey	270,188	28,445	246,404
Cardinia	87,565	12,152	75,353
Melton	129,328	11,934	121,785
Whittlesea	173,900	16,144	155,892
Mitchell	37,398	5,406	31,796
Hume	181,518	15,065	166,893

Table 18. COVID_19 vaccination data as at 25 August 2023. Source: Australian Government Dept of Health and Aged Care (derived from Australian Immunisation Register).

Climate Change Health Impacts

Outcome 7: We are a zero carbon community consuming locally and responsibly

Climate Change



Climate change health impacts include those caused by increasingly occurring heatwaves which can increase morbidity and death. Urban heat island effect adds to the impact of heatwaves. Wyndham is susceptible to the impacts of heat island effect where urban and concrete environments retain more heat in contrast to natural environments.

Melbourne's west has a large number of hot spots that are more than 10°C warmer than non-urban environments. Urban heat islands can rapidly lead to tangible health impacts, especially for vulnerable groups such as very young children (0-4 years old), older people (65+), and people with a disability.

Wyndham has one of the lowest tree canopies of all Victorian municipalities and the lowest amount of natural shade. This makes it difficult for a recently planted tree to thrive, especially in the warmer months. Council's Street Tree Planting Program is supported by targets set out in the Wyndham City Forest and Habitat Strategy including to provide 25 per cent tree canopy cover to keep streets cool and green.

Indicators

Reducing greenhouse gas emissions (**understanding and promoting associated health benefits**)

Mitigate urban heat island affects: **Increase community access to cooler and cleaner air spaces and maximise water use efficiency and alternative water sources to ensure water quality and security**

Improved preparedness for future weather events including storm and heatwave

Monitoring air quality especially during bushfires

Improving understanding of thunderstorm asthma

Mindful consumption resulting in reduced waste and litter

Wyndham City Council Environmental Programs

Climate Change/Environmental Programs

Event	Description	2022-2023 impact/buy-in																
Worm Lovers Program	50% subsidy for residents to buy composting and worm farm systems.	108 orders for worm farms and compost bins.																
Seed Library	Members get free seeds to grow plants/food.	<ul style="list-style-type: none"> ♦ 6164 members ♦ 17,982 seed packets collected ♦ 5,598 seeds donated to the library 																
Schools Engagement	Education sessions to learn about waste and waste disposal.	3144 students attended.																
Green Living Series	Annual program providing a wide range of workshops and events aimed at building skills to live greener.	11,484 attended (based on registration and estimated attendance figures).																
DrumMUSTER Program	National program to collect and recycle empty, clean, non-returnable metal and plastic agvet chemical containers.	2748 drums were collected.																
Bin Collections	With population growth comes extra bin collections. Ratios between refuse, recycle and FOGO (food organics/garden organics) are shifting with kg per household down among all bin types (Tables 4, 5).	<table border="1" style="width: 100%; border-collapse: collapse;"> <thead> <tr style="background-color: #2c3e50; color: white;"> <th style="text-align: left;">Kilogram per household</th> <th style="text-align: center;">2021-22</th> <th style="text-align: center;">2022-23</th> <th style="text-align: center;">% change</th> </tr> </thead> <tbody> <tr> <td>Refuse</td> <td style="text-align: center;">145.3</td> <td style="text-align: center;">138.5</td> <td style="text-align: center;">-4.7%</td> </tr> <tr> <td>Recycle</td> <td style="text-align: center;">53.76</td> <td style="text-align: center;">50.25</td> <td style="text-align: center;">-6.5%</td> </tr> <tr> <td>FOGO (food organics/garden organics)</td> <td style="text-align: center;">97.3</td> <td style="text-align: center;">83</td> <td style="text-align: center;">-14.7%</td> </tr> </tbody> </table>	Kilogram per household	2021-22	2022-23	% change	Refuse	145.3	138.5	-4.7%	Recycle	53.76	50.25	-6.5%	FOGO (food organics/garden organics)	97.3	83	-14.7%
Kilogram per household	2021-22	2022-23	% change															
Refuse	145.3	138.5	-4.7%															
Recycle	53.76	50.25	-6.5%															
FOGO (food organics/garden organics)	97.3	83	-14.7%															
Waste Education Flyers and Visits	Householders receive a flyer when recycling refuse bins are contaminated by non-recyclable product. When this recurs households receive an explanatory visit.	<table border="1" style="width: 100%; border-collapse: collapse;"> <thead> <tr style="background-color: #2c3e50; color: white;"> <th colspan="2">Financial year 2022-23</th> </tr> </thead> <tbody> <tr> <td>Bin presentation flyers</td> <td style="text-align: center;">3425</td> </tr> <tr> <td>Recycling bin contamination flyers</td> <td style="text-align: center;">5078</td> </tr> <tr> <td>Green waste contamination flyers</td> <td style="text-align: center;">751</td> </tr> <tr> <td>Total</td> <td style="text-align: center;">9254</td> </tr> </tbody> </table>	Financial year 2022-23		Bin presentation flyers	3425	Recycling bin contamination flyers	5078	Green waste contamination flyers	751	Total	9254						
Financial year 2022-23																		
Bin presentation flyers	3425																	
Recycling bin contamination flyers	5078																	
Green waste contamination flyers	751																	
Total	9254																	
Water Use	Council implemented an Environmentally Sustainable Development (ESD) Policy in the Wyndham Planning Scheme to address developments seeking a planning permit for two or more dwellings and non-residential developments greater than 500m ² . Through this policy, council assesses designs for water efficiency, including fittings, fixtures, appliances and rainwater tanks.	Projects assessed under this policy achieved an average potable water reduction of approximately 41% at design in 2022-2023 compared to industry averages.																
Carbon Neutrality	Sourcing 100% of its electricity demand from renewal energy sources,	Saving 15,000 tonnes of greenhouse gases per year																
	Installing 2.78 of solar PV and 373kWh of battery storage at council buildings	Saving over 3,800 tonnes of greenhouse gases per year																

	Changing over streetlights with energy efficient globes,	Saving over 2,600 tonnes of greenhouse gas emissions per year
Tree Canopy	Trees planted across the municipality	7,834 trees were planted in 2023 (4,502 in streets and 3,332 trees in open space) compared with a total of 6,492 in 2022.
Trees for Schools Program	Program to support students to plant native trees around their school to improve knowledge of importance of trees, biodiversity and urban greening.	400 trees for 10 schools in 2023 (larger trees than in 2022) and 770 trees for 9 schools in 2022 (mix of tubestock).
Tubestock	Wyndham City continues to plant tubestock across the municipality.	In 2023, 10,000 tubestock were planted with an additional 5,000 on council land planted by Wadawurrung (15,000 total).

Table 19. Wyndham City Council Environmental Programs 2022-2023.

Housing and Built Environment

Outcome 8: We can meet our housing needs

Housing Provision

Wyndham City regards housing as a human right and as critical community infrastructure which plays an important role in health and wellbeing. The role of housing as a social determinant of health is well-established.²⁶ Lower-income, vulnerable households face particular challenges in creating a sense of home in a new tenancy which may have substantial effects on health and wellbeing.²⁷ Adequate housing is protective for physical and mental health. When housing is inadequate, or precarious, it is harmful to health.²⁸

Housing affordability affects stability and people's sense of control over their lives. Housing affordability also affects living practices such as the ability to buy food.²⁹ Housing stress is generally understood as the number of households who pay 30 per cent or more of their income on their rent or mortgage payments.³⁰ Housing stress has been associated with a negative impact on the nutritional status of children in low-income families.

Indicator

Improved housing mix so that people can meet their housing needs **including:**

increased availability of social and affordable housing options)

Increased number of 1- and 2-bedroom housing units

Reduced incidents of homelessness

Sustainable well-designed homes for better health and wellbeing

²⁶ (Rolfe, et al., 2020)

²⁷ Ibid

²⁸ (VicHealth, 2023)

²⁹ Ibid

³⁰ (Victorian Public Tenants Association, 2017)

Rental Housing in Wyndham



Rent affordability has reduced in the City of Wyndham in line with reducing affordability across the country. The lack of one- and two-bedroom properties available for rent has exacerbated this although Wyndham City continues to work with the State Government to improve housing affordability across the City.

Property type	YE Jun 2020		YE Jun 2021		YE Jun 2022		YE Jun 2023		Trend
	Number	%	Number	%	Number	%	Number	%	
4-bedroom	754	61.3%	953	73.2%	868	65.7%	465	38.7%	🔴
3-bedroom	277	28%	517	48.8%	455	40.8%	262	29.1%	🔴
2-bedroom	12	4.4%	14	4.9%	22	7.9%	15	7.5%	🔴
1-bedroom	0	0	3	11.5%	1	3.8%	2	10.0%	🟢
Total	1043	41.46%	1487	55.6%	1346	49.1%	744	32.0%	🔴

♦ Table 20. No and percentage of affordable lettings, City of Wyndham, June 2020 to June 2023. Source: Victorian Government Rental Report Statistics June Quarter 2023.³¹

Social Housing Projects in Wyndham



Many projects are currently underway in Wyndham under the Victorian Government's Big Build project. The following is a snapshot of social housing projects in the City of Wyndham. As at the end of June 2023, 192 homes were being built.

Figure 3. Social housing projects in the City of Wyndham, June 2023. Source: Victorian Government, Homes Victoria.³²

Building Approvals Wyndham City Council



Building approvals fell during 2022-23 most likely because of pandemic recovery, in particular supply chain and immigration disruptions.



³¹ (Department of Families, Fairness and Housing, 2023)

³² (Homes Victoria, 2023)

Jan-Mar 21	Apr-Jun 21	Jul-Sep 21	Oct-Dec 21	Total		Jan-Mar 22	Apr-Jun 22	Jul-Sep 22	Oct-Dec 22	Total		Jan-Mar 23	Apr-Jun 23	Total (6 mths)	
1335	1547	1409	1153	5444	↓	1042	901	1044	1024	4011	↓	937	856	1793	↓

Table 21. Building Approvals. Source: City of Wyndham.

Outcome 9: We enjoy our neighbourhoods

Urban Planning

Urban planning is the art of making places. It is a collaborative process that shapes the physical setting for life in urban areas. Urban planners explore the design and planning of public spaces, with consideration of social, economic, aesthetic and environmental factors.³³

Wyndham is one of Melbourne’s five growth areas. To meet the needs of people in the growth areas in the future, new developments are expected to achieve higher standards with regard to neighbourhood design, public transport accessibility, environmental sustainability and housing yields, choice and affordability.³⁴

The Wyndham Plan is Council’s important plan to create the type of city Wyndham’s residents aspire to live in as articulated in the Wyndham 2040 Community Vision. An important focus of The Wyndham Plan is to better connect people and places within Wyndham to provide more time for life.

Indicators

Improved child-friendly and age-friendly infrastructure

Advocating for the community infrastructure needs of residents

Health promoting environments including:

Developing 20-minute neighbourhoods with community infrastructure responsive to community needs that helps residents to socialise, learn, and engage with each other

Infrastructure that supports active transport

Increased availability of locally shops for fresh fruit and vegetables

Local food outlets offering good value nutritious meals

³³ (University of Melbourne, 2023)

³⁴ (Department of Transport & Planning, 2023)

Community Engagement



Consistent with the *Local Government Act 2020*, significant community engagement was undertaken with residents to improve liveability across the municipality. This included consultation on the following strategies and plans:

- ♦ The Wyndham Plan
- ♦ Public Toilet Policy
- ♦ Accessibility and Inclusion Plan 2023-2025
- ♦ Reconciliation Action Plan 2023-2025
- ♦ Wyndham Housing and Neighbourhood Character Strategy 2023

Population Growth



Council is responsible for planning and sustainable development including the accommodation of projected population growth.³⁵ Wyndham is a Welcoming City, one of a national network of cities, shires, towns and municipalities committed to an Australia where everyone can belong and participate in social, cultural, economic and civic life.³⁶

Council is also a Refugee Welcome Zone, having made a commitment in spirit to:

- ♦ Welcoming refugees into the community,
- ♦ Upholding the human rights of refugees,
- ♦ Demonstrating compassion for refugees and
- ♦ Enhancing cultural and religious diversity in the community.

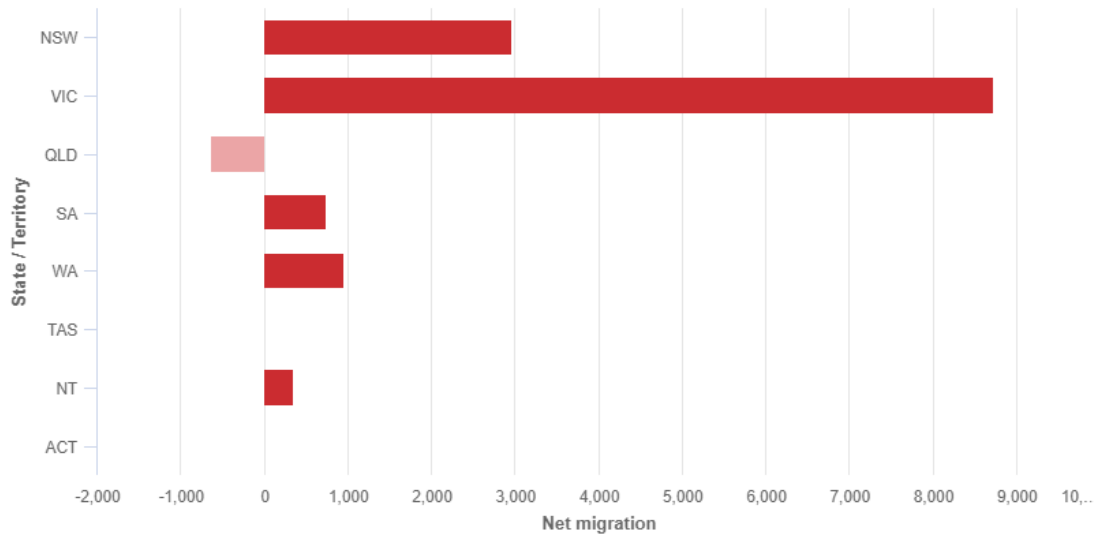
Wyndham is a destination of choice for many migrants. In 2021, the age group with the highest net migration to the City of Wyndham was persons aged 25 to 34 years. Almost half (49.9%) of those who moved within Australia, moved within the City of Wyndham (total of 50,633 people). A lower rate of people did not change address (44.5%), while a higher rate (38.2%) moved from elsewhere in Australia, and a higher rate (11.4%) moved from overseas.

³⁵ *Planning and Environment Act 1987 (Vic)*

³⁶ (Welcoming Cities, 2023)

Population movement by State/Territory

City of Wyndham



Source: Australian Bureau of Statistics, [Census of Population and Housing, 2021](#) (Usual residence data). Compiled and presented in profile.id by [id](#) (informed decisions).

Population Forecasts					
Group	2023	2025	2030	2035	2040
Population	322,226	346,520	399,654	451,476	495,549
0-4 year olds	29,019	31,337	35,620	39,829	42,780
5-11 year olds	38,940	40,660	45,993	52,088	56,999
12-17 year-olds	25,177	27,662	32,238	35,954	40,153
18-34 year-olds	83,091	88,927	99,936	110,343	117,713
35-64 year olds	120,375	128,912	149,990	171,683	190,943
65-79 year-olds	20,248	22,338	26,479	29,949	33,614
80+ year-olds	5,375	6,684	9,397	11,630	13,346

Table 22. Population forecast City of Wyndham. Source: forecast.id Wyndham.

Table 23. Net annual migration Wyndham. Source: forecast.id Wyndham.

Table 24. Population Growth Wyndham. Source: id.community profile Wyndham.

Health Promoting Environments

Liveability is an increasingly important goal of Australian planning policy.³⁷ Plan Melbourne's vision of liveability involves:

... a city of 20-minute neighbourhoods ... where people can access most of their needs within a 20-minute walk, cycle or public transport trip.³⁸

Council has acknowledged that its primary role is to protect and enhance the liveability of the municipality and the well-being of its residents now and into the future. To this end the quality and design of the public realm of Wyndham's new and emerging residential neighbourhoods are fundamental to the liveability, appeal and attractiveness of these areas.

Seeking to achieve greater levels of liveability for existing and future residents living in the urban growth areas of Wyndham, Council plans to adopt the concept of 20-minute neighbourhoods to improve liveability and prioritise infrastructure delivery.³⁹

Research demonstrates that people with access to parks and well-connected footpaths are 2.5 times more likely to walk for more than one hour each week than those without commensurate access. Similarly, children who live close to school with highly connected street networks and low traffic volumes, are nearly four times more likely to regularly walk to school.⁴⁰

In 2022-2023, the City of Wyndham constructed 106.1km of new footpaths, an increase of 29 per cent on the previous year. In addition, 13,220m² of footpaths were repaired, 2,413km of footpaths and 4,535km of roads were inspected.

Travel to Work

In 2021, 0.2% of the City of Wyndham's employed population travelled to work by bicycle (at any stage of their journey), compared to 0.7% in Greater Melbourne.

While the City of Wyndham had a lower proportion of people who cycled to work, it is important to note that this varied across the City. Proportions ranged from a low of 0.0% in Little River - Rural West to a high of 0.4% in The Grange. The five areas with the highest percentages were:

- ◆ The Grange (0.4%)
- ◆ Werribee Central (South) (0.4%)
- ◆ Point Cook - East (0.4%)
- ◆ Bellbridge (0.4%)
- ◆ Point Cook - North East (0.3%)

In 2021, 5.9% of the City of Wyndham's employed population travelled to work by public transport compared to 5.3% in Greater Melbourne.

While the City of Wyndham had a higher proportion of people who travelled to work by public transport, it is important to note that this varied across the municipality. Proportions ranged from a low of 1.8% in Little River

³⁷ (Whitzman, 2017)

³⁸ Ibid

³⁹ The Draft Wyndham Plan, November 2022. Wyndham City Council

⁴⁰ (Australian Institute of Health and Welfare, 2022)

- Werribee South - the Rural Areas to a high of 9.0% in Manor Lakes. The five areas with the highest percentages were:

- ♦ Manor Lakes (9.0%)
- ♦ Manor Lakes (9.0%)
- ♦ Wyndham Vale (North) (9.0%)
- ♦ Woodville (8.8%)
- ♦ Tarneit - North (8.0%)

Safe Wyndham

Community safety

Outcome 10: Our neighbourhoods are safe and inclusive

Outcome 11: Local spaces and places are age-friendly and promote independence

Community Safety

Community safety and community wellbeing are inextricably linked. When we recognise that our safety and success depend on the success of all others, our community wellbeing is assured.

Social capital is a concept that has ramifications for community wellbeing. Social capital has been described as the glue that holds society together. It includes the shared values and rules for social conduct expressed in personal relationships, trust, and a common sense of 'civic' responsibility, that makes community more than just a collection of individuals.⁴¹

High crime rates can diminish social resources such as community trust, confidence and freedom, and create an overall climate of fear that replaces the spirit of cooperation and participation in community life.⁴² At the same time the perception of safety in the community is an important factor underpinning healthy and vibrant communities. The evidence suggests that there is a link between social capital and safer neighbourhoods and lower crime rates.

When people feel safe, they are more likely to participate in the community and connect with others. Improved perceptions of safety also foster and improve health and wellbeing.⁴³

Indicators

Personal and road safety – safe from accidental injury and death

Perceptions of safety – people feel safe in local neighbourhoods and parks

Reducing local crime (personal and property crime) including advocating to the Victorian Government for adequate resourcing to combat local crime

Promoting responsible alcohol consumption, including by offering alcohol free Council sponsored events

Perceptions of Safety



The Wyndham Community Satisfaction Survey 2021-2022, reports that 6.2 per cent of respondents (fifth highest overall), nominated Community safety (safety, policing and crime) as the top issue for the City of Wyndham. This compares favourably with western regional councils at 3.9 per cent.

Wyndham Youth Survey



Three-quarters of young people who responded to the Wyndham Youth Survey (76%) said they feel safe in their neighbourhood. Only 6.7% indicated that they did not feel safe. Among the 35

⁴¹ (The World Bank, 1998)

⁴² (Australian Bureau of Statistics, 2002)

⁴³ (City of Melbourne, 2021)

respondents who provided a textual comment to the question, 11 said crimes against people and property, and seven indicated poor lighting at night for streets and parklands.

Older People and Falls



The following data is in respect to fall-related emergency department presentations among City of Wyndham residents aged 65+ from 2017-18 to 2021-22. Data show a significant reduction in falls in 2021-22 following a large increase in 2020-21 presumably because of lockdowns.

Year	No.	Age	No.	Sex	No.	Body region	No.	Main injury type	No.	Departure status	No.
2021-22	648	65-69	593	M	1212	Head	1014	Fracture	1387	Discharge to home, usual residence	1585
2020-21	724	70-74	595	F	2202	Hip, thigh	461	Superficial injury	582	Admission to ward, procedure room, campus	1710
2019-20	650	75-79s	602			Wrist, hand	357	Dislocation, sprain, strain	465	Transfer to another hospital campus	70
2018-19	699	80-84s	614			Knee, lower leg	246	Intracranial	333	Left at own risk	49
2017-18	693	85-89	537			Shoulder, upper arm	279	Open wound	321		
		90+	473			Abdomen, lower back, lumbar spine, pelvis	192	Injury to muscle, tendon	44		
						Thorax	137	Crushing injury	8		
						Ankle, foot	30	Other, unspecified	274		
						Irrelevant, region missing, unspecified	32				
						Multiple body regions	278				

Table 25. Falls data City of Wyndham. Source: Monash University Accident Research Centre, VEMD data July 2017 to June 2022.

Recorded Offences



The City of Wyndham continued to have fewer recorded offences than the northwest metropolitan average. However, while trends for the Northwest region continue to reduce, the City of Wyndham experienced a poorer showing in 2022-23. However, it remains significantly below the Northwest metropolitan average.

Indicator	Year ending March '21	Trend	Year ending March '22	Trend	Year ending March '23	Trend
Recorded offences (annual)						
Wyndham	6018 per 100,000	👎	5160 per 100,000	😊	5662 per 100,000	👎
Northwest metro	8977 per 100,000	😊	7844 per 100,000	😊	7920 per 100,000	👎

Table 26. Recorded Offences 2021-2023 City of Wyndham & North West Metropolitan Region. Source: Crime Statistics Agency.

Outcome 12: We are safe at home

Family Violence

Everybody has the right to feel safe and not live in fear. This includes feeling secure within your own family and home. In Australia, it is against the law to be hurt or controlled by any member of your family, including your partner, children and in-laws. Council takes family violence very seriously and is committed to the principle that freedom from violence is everyone’s right and everyone’s responsibility.⁴⁴

Indicators

Promoting attitudes that support healthy relationships and respect for women

Working with sector partners to prevent family violence and reduce incidents

Seeking to prevent and mitigate incidents of elder abuse in the community

Family Violence Incidents



Family violence incidents continued to increase across Wyndham in 2021-2023. The Orange Door opened in Werribee in 2022 and provides support across Wyndham and the Western Region. All first responses from services including Victoria Police now go directly to The Orange Door which strengthens support for people experiencing family violence, including children. The Orange Door is an integrated ‘one-stop-shop’ that enables a wide range of key services to come together under one roof.

Council works closely with The Orange Door and service partners through its many networks to reduce family violence rates across the municipality. While not refuting the seriousness of the problem, having new supports in place like The Orange Door means there is an increase in incident reporting.

Place	YE March '21	Trend	YE March '22	Trend	YE March '23	Trend
Family Violence incidents (annual)						
Wyndham	1283 per 100,000		1313 per 100,000		1391 per 100,000	
Northwest metro	1340 per 100,000		1259 per 100,000		1237 per 100,000	

Table 27. Family Violence Incidents 2021-2023 City Of Wyndham and Northwest Metropolitan Regions per 100,000 of population. Source: Crime Statistics Agency. Family Incidents.

Proportion of Cases per Municipality (October 2022 – July 2023)

Figure 4. Proportion of Family Violence Incidents per Municipality for the period 12 October 2022 to 11 July 2023. Source: The Orange Door Werribee.

Family Violence Incidents – By Age Group

Different age groups are affected by family violence at different rates. Family violence affecting children can have lifelong social and health impacts. In the five years to 2023, the levels of family violence grew all in age groups, although it is also true that the population flourished during that time. Similarly, The Orange Door

⁴⁴ (Australian Government Department of Social Services, 2022)



opened to Wyndham residents in 2022 offering drop-in opportunities. The increase may also reflect greater supports.

Table 28. Family Violence Statistics by age group 2019-2023 by Age Group. Source: Crime Statistics Agency family Incidents.

Victoria Police L17 Referrals



Data collected by The Orange Door in relation to police services referrals shows that referrals were relatively consistent for the period 12 October 2022 to 11 July 2023. There was a welcome reduction in the three months to June 2023. Importantly, referrals did not spike despite the availability of the service. Around three per cent of referrals were First Nations referrals.

Figure 5. Victoria Police (L17) referrals to The Orange Door for Wyndham Residents Oct 2022- July 2023. Source: The Orange Door.

Healthy Wyndham

Healthy Living

Outcome 13: We can make healthy food choices and have food security

Promote Healthy Eating

Daily diets are influenced by the environments in which we live, work and play. While many people understand the need to eat a healthy diet, all too often the healthy choice is not the easiest choice.⁴⁵ The ideal food system is one that is healthy, fair and sustainable for human and environmental health.

Indicator - Reducing rates of obesity and overweight

Monitoring this indicator includes:

- ◆ Increasing fresh fruit and vegetable consumption
- ◆ Increased green space to cultivate local fresh produce
- ◆ Decreasing sugary drinks consumption
- ◆ Supporting recommended alcohol consumption rates



Food security is an aspect of healthy eating, defined as ‘having access to sufficient, affordable and nutritious food to support a healthy life’. Food insecurity exists ‘whenever the availability of nutritionally adequate and safe foods or the ability to acquire acceptable food in socially acceptable ways is limited or uncertain’.⁴⁶

Food insecurity can lead to chronic health disparities including chronic diseases, obesity, heart disease and mental health disorders. From a health equity perspective, having access to nutritional, culturally appropriate food can improve many measures of public health. Council fosters

⁴⁵ (VicHealth, 2023)

⁴⁶ (Radimer & Radimer, 2002)

community support and meets the needs of people who are often overlooked by other formal services through food banks distributed across the community at various community centres.

Food Bank, Wyndham Park



Food Banks are offered in many places across Wyndham including places of worship and community learning centres. The graph below shows the number of community food store attendances at Wyndham Park Community Centre which are indicative of broader food relief across the municipality. The graph shows that need remains high with Council continuing to support community members.

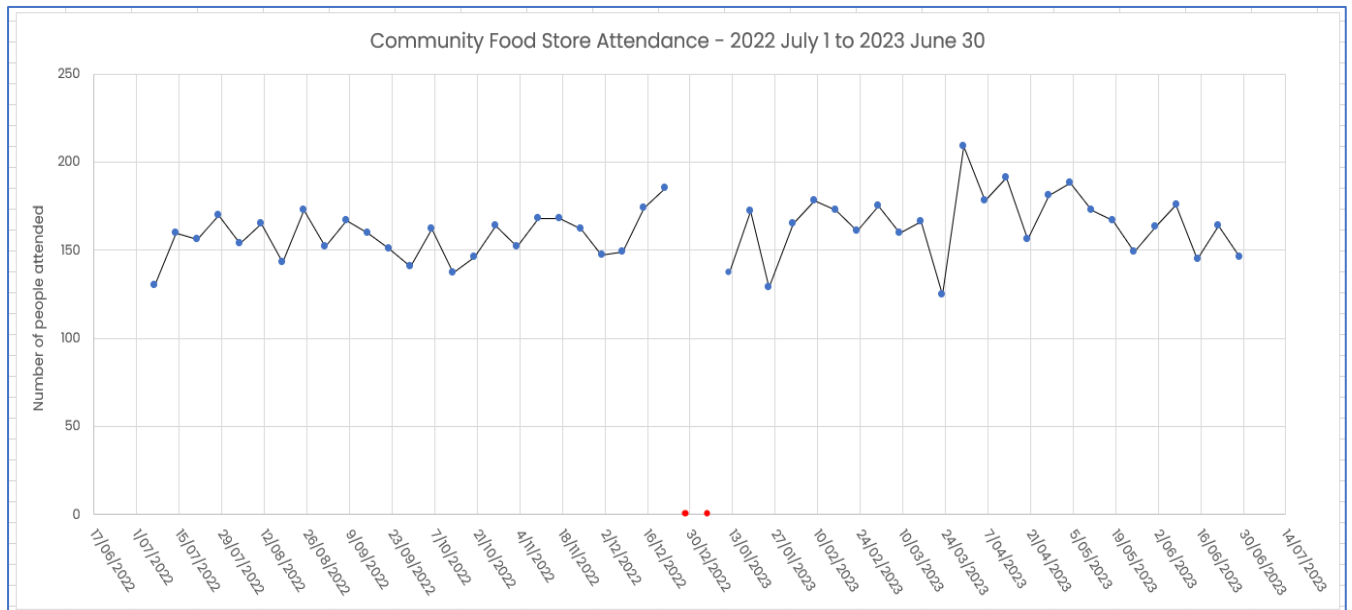


Figure 6. Community Food Bank attendances 2022-2023 Wyndham Park Community Learning Centre.

Food Relief

There are many food relief providers across the City of Wyndham to support households in need of food and provisions. Although there are many others, these are some of the providers and agencies who gave approximates of their food relief activities as at 20 September 2023.

Agency/location (Some are council-run, others community-run)	Data
Food Banks	
Manor Lakes CC (council managed centre)	Respond weekly to an average of 45 families.
Penrose Community Centre (council managed centre)	Epiphany Church in collaboration with Food Bank respond to 50-55 families per week.
Jamieson Way CC (community-managed centre)	Respond weekly to around 70 families per week.
Wyndham Park CC (community-managed centre)	Responds weekly to around 125-170 families per week, an increase of around 40 families from two years ago (see above for more detail).
Others	
Tarneit CLC	Life Centre Trust runs out of Tarneit CLC; it provides weekly community dinners. They currently serve approximately 80 meals per week. The Tarneit CLC also receives approximately one weekly request for food relief at the desk.
Dianella CC	Sahtain runs out of out of Tarneit Community Learning Centre and serves Halal meals on Tuesdays. The group became a social enterprise at the start of 2021. Since April 2023, it has cooked around 70-90 meals per week. Dianella Community Centre also started running a community breakfast each Thursday from the start of Term 2, 2023. It averages 20 to 40 people.
Cross Culture	Cross Culture, Point Cook operates for one hour on Sundays. In the two to three months before September 2023, they distributed almost 1,000kg of food to 50-60 families who come from the City of Wyndham and other local municipalities.

Table 29. Food Relief Provision across some community centres. Source: Food Relief Providers. Numbers approximate at 20 September 2023.

Delivered Meals Services



Council provides nutritionally balanced delivered meals to eligible residents to support them to continue to live independently in their home. Special dietary requirements are catered for.

Wyndham City Council Community Connections and Care delivered 32,775 meals in the 2022-2023 financial year.

Housing, food and financial relief referrals



Wyndham City Council Community Connectors program provides support to residents across the municipality. Data since January 2022 show a general spike in requests for food, financial aid and housing, although requests dropped significantly in June 2023.

Figure 7. No of Requests for food, financial aid and housing support taken by Wyndham Community Connector Program Jan 2022 to Jun 2023.

The Australian guide to healthy eating provides a food selection guide to visually represent the proportion of the five food groups recommended for consumption each day.

Australian Guide to Healthy Eating

Enjoy a wide variety of nutritious foods from these five food groups every day.
 Drink plenty of water.

Australian Government,
 National Health and
 Medical Research Council,
 Department of Health and
 Ageing



Outcome 14: We can access open space and participate in recreational opportunities

Promote Active Living

Regular physical activity can help prevent and manage non-communicable diseases such as cardiovascular disease, cancer and diabetes. It can also help maintain a healthy body weight, reduce symptoms of depression and anxiety and improve mental health and overall wellbeing.⁴⁷

Across the City of Wyndham, engagement with the healthful benefits of sport, recreation and physical activity continued to grow following COVID-19 lockdowns.

Indicators

- Increasing overall participation in organised sport
- Ensuring universal access to recreation and fitness programs
- Increased participation in regular walking and cycling activities
- Increasing participation in events and art installations (in accordance with COVID-measures)

Active Wyndham



Attendance at Wyndham Sport and Recreation Centres, activities and events continued to increase providing a crucial pandemic recovery indicator. Activities catered for people across all abilities, gender and age spectrums.

Program participation was extensive between July 2022 and June 2023. Overall, participation was up by 30 per cent from 2021-2022 with 7,185 individual participants.



Figure 8. Participation Rates Wyndham City Council Sports & Recreation Activities 2022-2023.

Among the 402 programs delivered were many smaller activities. The Active Tarneit program partnered with physical activity organisations to provide free weekly sessions, including fitness and martial arts, skateboarding, fundamental sports skills sessions for three to six year olds through to older adults and before school sports sessions. The program delivered 35 unique activities with 6,054 attendees.

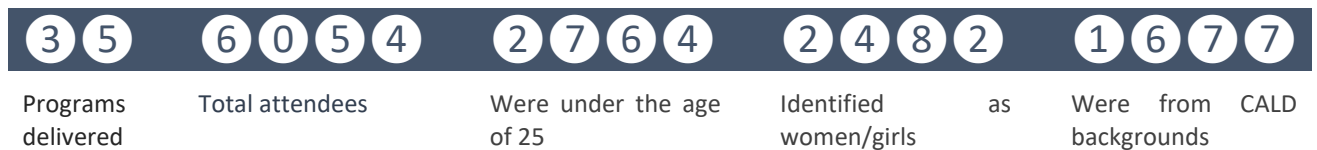
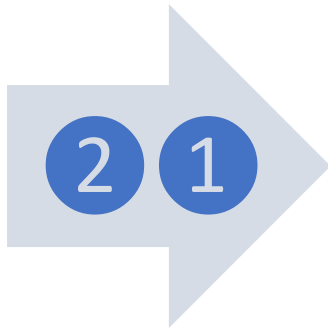


Figure 9. Active Tarneit Program Wyndham City Council Statistics 2022-2023.

In 2022-2023, Wyndham residents, workers and visitors paid nearly two million (1,920,706) visits to leisure facilities, an increase of 67 per cent on the previous year.

⁴⁷ (World Health Organization, 2023)



Active Kids Schools program (8 to 10 year olds) – 21 primary schools attended plus sport providers. Total of 4216 pupils /participants.



Active After Dark initiative – seven reserves were lit for 29.5 hours per week across the winter season to encourage community activity.

Major Events

There are many major events offered across the City of Wyndham each year. In 2022-2023, there were 24 events or festivals held, attracting 84,282 attendees. This is an increase of 112 per cent on the previous year.

Events included:

- Multicultural Sports event celebrating Refugee Week
- Wynkids Holiday Sport Sessions
- Engaging Communities Through Sport – Soccer Program
- Sons of the West & Daughters of the West – 10 week health program
- Try terrific Tennis (3-7 years)
- Aspire Werribee Family Health & Wellness Day
- Come and Try baseball sessions (8-14 years)
- Spring into Summer - Seniors Exercise Park, Hoppers Crossing

Wyndham Parks & Reserves

Managing Wyndham's parks is important, both from a safety perspective, to ensure that people feel safe when using them, but also from an enjoyment perspective. In 2022-2023, Council conducted 1,442 playground inspections of council-owned and maintained playgrounds and 4,425 inspections of parks and open spaces.

Council also upgraded playgrounds at Moondara Park, Tarneit; Aitken Avenue Reserve, Hoppers Crossing; Aquarius Street Reserve, Truganina; and Times Square Park, Sanctuary Lakes including equipment suitable for junior and senior play, nature play areas, half-court with basketball and netball hoops, picnic facilities, BBQ, upgraded pathways, new circuit path connection, seating, landscaping upgrades and public toilet facilities.

Reserve upgrades included Goddard Street Reserve Pavilion, Tarneit (\$1.16M); Saltwater Reserve Tennis (\$830k); as well as Tom Roberts Reserve, Point Cook; and Arndell Park Reserve, Truganina.

Support smokers and e-cigarette users to quit

E-cigarettes (also known as vapes), have become increasingly popular, particularly amongst youths and young adults. Vapes are lithium battery-powered devices that use cartridges filled with liquids, or ‘juice.’ The liquids typically contain nicotine, artificial flavourings, and various chemicals, some of which have been shown to be toxic. The liquid is heated into an aerosol, or vapour, and inhaled into the user’s lungs.⁴⁸

It is illegal to use, sell or buy nicotine for use in e-cigarettes in Australia without a prescription.⁴⁹ Recreational vaping by youths and young adults has increased significantly in the last few years, exposing children and non-smokers to harmful health impacts.

In 2023, 14.5 per cent of Australians aged 14-17 years currently vape and this increased to almost 20 per cent for Australians aged 18-24 years.⁵⁰ Despite causing known health harms, vaping products continue to be used recreationally by young people.

In May 2023, the Federal Department of Health announced changes to vaping products and an investment of \$737 million in the 2023-24 budget to fund measures to protect public health from tobacco and vaping. These measures aim to help address the significant threat to public health caused by recreational use of vaping products.

Indicators

Increasing the provision of smoke-free zones in Wyndham

Reducing smoking rates among pregnant women and mothers

Discouraging young people from taking up smoking or e-cigarette use

Enforcing responsible sale of tobacco products

Wyndham e-cigarette Retailers Project

In the Wyndham Youth Survey 2022, a quarter of respondents (25%) indicated that they were concerned or very concerned about vaping. This was a higher concern than for infectious diseases, alcohol and drugs.

Council has been proactive in discouraging Wyndham retailers from selling vapes to young people. Working with Victoria Police Westgate Proactive Policing Unit, Council initially targeted 10 retailers and then conducted follow-up inspections. Eight official warnings and three infringement notices for the display of e-cigarette products were issued.

The Youth Taskforce from both Werribee and Caroline Springs Police Stations conferred with Council’s Environmental Health officers on underage vaping and continue the partnership.

Environmental Public Health Inspections

Council’s Environmental Health Services met and exceeded all tobacco inspection targets for the financial year to 30 June 2023.

⁴⁸ (Lung Foundation Australia, 2023)

⁴⁹ Evidence shows the vast majority of non-nicotine vapes contain nicotine which is illegal.

⁵⁰ (Wakefiled, Haynes, Tabbakh, Scollo, & Durkin, 2023)






	Test purchasing (days)		Hospital (education visits)		Retail (education visits)		Eating/drinking (education visits)		Outdoor (education visits)	
Reported	4		8		32		30		13	
Targets	4		8		21		28		13	

Table 30. Environmental Health Services Inspections, Wyndham City Council

References

- Australian Bureau of Statistics. (2002). *Social Capital and Social Wellbeing Discussion Paper*. Retrieved from OECD: <https://www.oecd.org/innovation/research/2380806.pdf>
- Australian Government . (2013-2022). *Settlement Reports*. Retrieved from data.gov.au: <https://www.data.gov.au/dataset/ds-dga-8d1b90a9-a4d7-4b10-ad6a-8273722c8628/details?q=>
- Australian Government Department of Social Services. (2022, October 17). *The National Plan to End Violence against Women and Children 2022-2032*. Retrieved from DSS: <https://www.dss.gov.au/ending-violence>
- Australian Institute of Health and Welfare. (2022, July 7). *Social determinants of health*. Retrieved from AIHW: <https://www.aihw.gov.au/reports/australias-health/social-determinants-of-health>
- Australian Sports Commission. (2020, August 18). *No Boundaries for women and girls in sport and physical activity*. Retrieved from Australian Sports Commission: https://www.sportaus.gov.au/sport-industry/edm_resources/no-boundaries-for-women-and-girls-in-sport
- City of Melbourne. (2021, November). *Health and Wellbeing Action Plan 2021-2025*. Retrieved from City of Melbourne: <https://www.melbourne.vic.gov.au/SiteCollectionDocuments/health-and-wellbeing-action-plan-2021.pdf>
- Davies, A., Holmes, K., & Lockstone-Binney, L. (2021, April 26). *Loss of two-thirds of volunteers delivers another COVID blow to communities*. Retrieved from The Conversation: <https://theconversation.com/loss-of-two-thirds-of-volunteers-delivers-another-covid-blow-to-communities-159327>
- Department of Families, Fairness and Housing. (2023, June 30). *Rental Report statistics - June Quarter 2023*. Retrieved from Victorian Government DFFH: <https://www.dffh.vic.gov.au/publications/rental-report>
- Department of Transport & Planning. (2023, October 10). *A plan for Melbourne's growth areas (2005)*. Retrieved from Victorian Government DTP: <https://www.planning.vic.gov.au/guides-and-resources/strategies-and-initiatives/melbournes-strategic-planning-history/a-plan-for-melbournes-growth-areas-2005>
- Health Direct. (2023, October 9). *Benefits of Volunteering*. Retrieved from Health Direct: <https://www.healthdirect.gov.au/benefits-of-volunteering>
- Homes Victoria. (2023, October 10). *What's happening in my area*. Retrieved from Homes Victoria: <https://www.homes.vic.gov.au/whats-happening-my-area#wyndham>
- Jamrozik, E., & Selgelid, M. J. (2020). Drug-Resistant Infection: Causes, Consequences, and Responses. *Public Health Ethics Analysis*, Vol 5.
- Kalisch, D. W. (2016, April 12). *Using Data to Measure Outcomes and Inform*. Retrieved from Australian Bureau of Statistics: <https://www.abs.gov.au/websitedbs/d3310114.nsf/home/Australian+Statistician++Speeches++Think+Outcomes>
- Lung Foundation Australia. (2023, October 12). *New Regulations Announced for Vaping Products*. Retrieved from Lung Foundation Australia: <https://lungfoundation.com.au/lung-health/protecting-your-lungs/e-cigarettes-and-vaping/>
- Plesko, C. M., Yu, Z., Tobin, K., & Gross, D. (2021). Social connectedness among parents raising children in low-income communities: An integrative review. *Research in Nursing and Health*, 957-969.
- Radimer, K. L., & Radimer, K. L. (2002). Measurement of household food security in the USA and other industrialised countries. . *Public Health Nutr*, 5(6A): 859-864.

- Rajadurai, E. (2018, December). *Success in Diversity. The strength of Australia's multiculturalism*. Retrieved from The McKell Institute: <https://mckellinstitute.org.au/research/articles/why-australia-is-the-worlds-most-successful-multicultural-society/>
- Refugee Council of Australia. (2023, May 22). *Settlement services. The Humanitarian Settlement Program (HSP)*. Retrieved from RCA: <https://www.refugeecouncil.org.au/settlement-services/3/#:~:text=The%20HSP%20provides%20settlement%20support,members%20of%20the%20Australian%20community.>
- Rolfe, S., Garnham, L., Godwin, J., Anderson, I., Seaman, P., & Donaldson, C. (2020). Housing as a social determinant of health and wellbeing: developing an empirically-informed realist theoretical framework. *BMC Public Health*, 1138.
- Rosenfeldt, D., & Cowell, J. (2021, June 10). *A place of knowledge and connection: Developing a health and wellbeing framework for public libraries*. Retrieved from Research Outreach: <https://researchoutreach.org/articles/knowledge-connection-developing-health-wellbeing-framework-public-libraries/#:~:text=Public%20libraries%20can%20increase%20wellness,information%2C%20entertainment%2C%20and%20engagement.>
- Salinsky, E. (2022, April). *Civic Engagement Is a Social Determinant of Health*. Retrieved from Grant Makers in Health: <https://www.gih.org/publication/civic-engagement-is-a-social-determinant-of-health/>
- The World Bank. (1998). *The Initiative on Defining, Monitoring and Measuring Social Capital: Overview and Program Description. Social Capital Initiative Working Paper, No. 1*. Washington: The World Bank.
- University of Melbourne. (2023, October 10). *Urban Planning Overview*. Retrieved from University of Melbourne: <https://study.unimelb.edu.au/find/courses/major/urban-planning/>
- VicHealth. (2023, October 12). *Healthy choice: the easy choice*. Retrieved from VicHealth: <https://www.vichealth.vic.gov.au/news-publications/research-publications/healthy-choice-easy-choice>
- VicHealth. (2023, March 28). *Housing and Health. Research summary*. Retrieved from VicHealth: https://www.vichealth.vic.gov.au/sites/default/files/Housing_and_Health_Research-Summary_web.pdf
- Victorian Public Tenants Association. (2017, June 22). *Defining Affordable Housing*. Retrieved from VPTA: <https://vpta.org.au/defining-affordable-housing/>
- Wakefield, M., Haynes, A., Tabbakh, T., Scollo, M., & Durkin, S. (2023). *Current vaping and current smoking in the Australian population aged 14+ years*. Canberra: Australian Government Department of Health and Aged Care..
- Welcoming Cities. (2023, October 10). *What is Welcoming Cities*. Retrieved from Welcoming Cities: <https://welcomingcities.org.au/what/>
- Whitzman, C. (2017, August 7). *A 20-minute city sounds good, but becoming one is a huge challenge*. Retrieved from The Conversation: <https://theconversation.com/a-20-minute-city-sounds-good-but-becoming-one-is-a-huge-challenge-80082>
- Wood, D., Griffiths, K., & Emslie, O. (2020, August 9). *Cheaper childcare: A practical plan to boost female workforce participation*. Retrieved from Grattan Institute: <https://grattan.edu.au/report/cheaper-childcare/>
- World Health Organization. (2023, October 10). *Gender and health*. Retrieved from WHO: https://www.who.int/health-topics/gender#tab=tab_1

World Health Organization. (2023, October 12). *Physical Activity*. Retrieved from WHO:
<https://www.who.int/news-room/fact-sheets/detail/physical-activity>