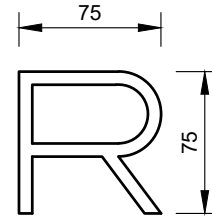


Drawing name: M:\Engineering Services\Engineering Design Projects\RESOURCE References\WCC Standard Drawings\SD11-8.dwg (28 May, 2024)

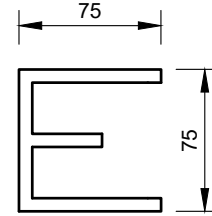
RECYCLED WATER SERVICE

THIS SYMBOL SHALL BE MARKED ON THE FACE OF THE KERB IMMEDIATELY ABOVE THE POSITION WHERE A RECYCLED WATER SERVICE CONDUIT IS PLACED.



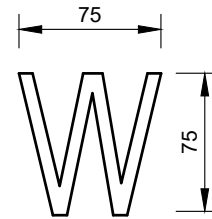
ELECTRICAL SERVICE

THIS SYMBOL SHALL BE MARKED ON THE FACE OF THE KERB IMMEDIATELY ABOVE THE POSITION WHERE AN ELECTRICAL SERVICE CONDUIT IS PLACED.



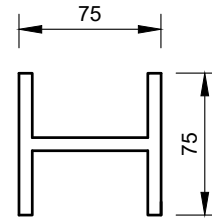
WATER SERVICE

THIS SYMBOL SHALL BE MARKED ON THE FACE OF THE KERB IMMEDIATELY ABOVE THE POSITION WHERE A WATER SERVICE CONDUIT IS PLACED ACROSS THE ROADWAY.



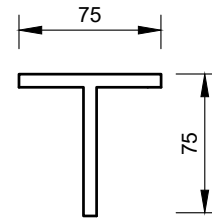
PROPERTY STORMWATER CONNECTION

THIS SYMBOL SHALL BE MARKED ON THE FACE OF THE KERB IN LINE WITH THE POSITION WHERE A PROPERTY STORMWATER CONNECTION IS PROVIDED TO AN UNDERGROUND STORMWATER PIPE OR PIT.



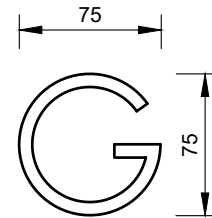
TELECOMMUNICATION SERVICE

THIS SYMBOL SHALL BE MARKED ON THE FACE OF THE KERB IMMEDIATELY ABOVE THE POSITION WHERE A TELECOMMUNICATIONS SERVICE CONDUIT IS PLACED.



GAS SERVICE

THIS SYMBOL SHALL BE MARKED ON THE FACE OF THE KERB IMMEDIATELY ABOVE THE POSITION WHERE A GAS SERVICE CONDUIT IS PLACED.




NOTE:

- 1. WIDTH AND DEPTH OF LETTERS TO BE 2-5mm.

REV	AMENDMENTS	APPROVAL	DATE
B	MINOR DRAFTING MODIFICATIONS		17-07-07
C	UPDATED TO REFLECT CURRENT STANDARDS	M.BRIGANDI	21-05-24

SERVICE CONDUIT MARKINGS



45 PRINCES HIGHWAY
WERRIBEE, VIC 3030

TEL: 1300 023 411
wyndham.vic.gov.au

CAD FILE: SD11-8.DWG
DRAWN DATE: FEB 2024
REVISION: C
DRAWING NO.: SD11-8

GENERAL NOTES:

- DRAWINGS ARE NOT TO SCALE.
- ALL MEASUREMENTS ARE IN MILLIMETERS UNLESS OTHERWISE STATED.
- FOR UP TO DATE DRAWINGS PLEASE CHECK WYNDHAM CITY COUNCIL WEBSITE.
- ALL STANDARD DRAWINGS TO BE USED IN CONJUNCTION WITH SD1-1 (STANDARD DRAWINGS CONDITIONS OF USE).