


Colourful Diwali Collage

What you need:








- Paper
- Pencils/textas
- Scissors
- Glue/sticky tape


What to do:

1. Cut out some of the images on the next few pages.
2. Arrange the images on paper to make a pattern, like a rangoli, mandala or collage style and glue them down to create your art.
3. Display your art for the festival season.











HAPPY
Diwali

