

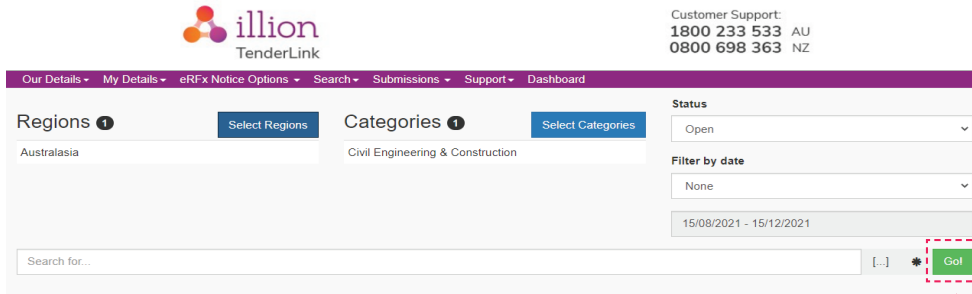
How to use the search function to view open tenders on the illion TenderLink website



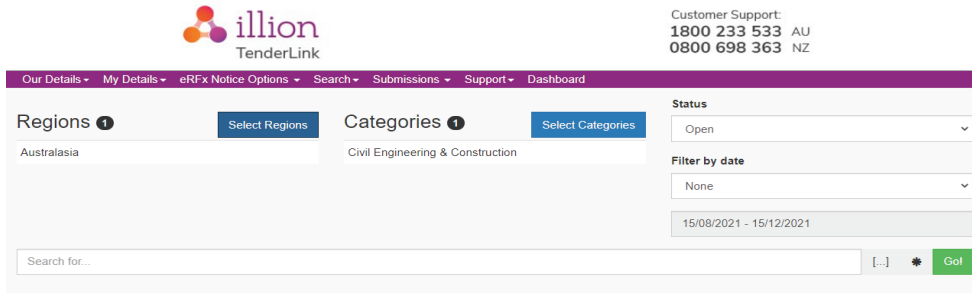
Once you have logged into illion TenderLink you will arrive at our dashboard. In the middle under search tenders select “New Search”.

Select your preferred “regions”, “categories” and make sure you change the “status” is set to “open”.

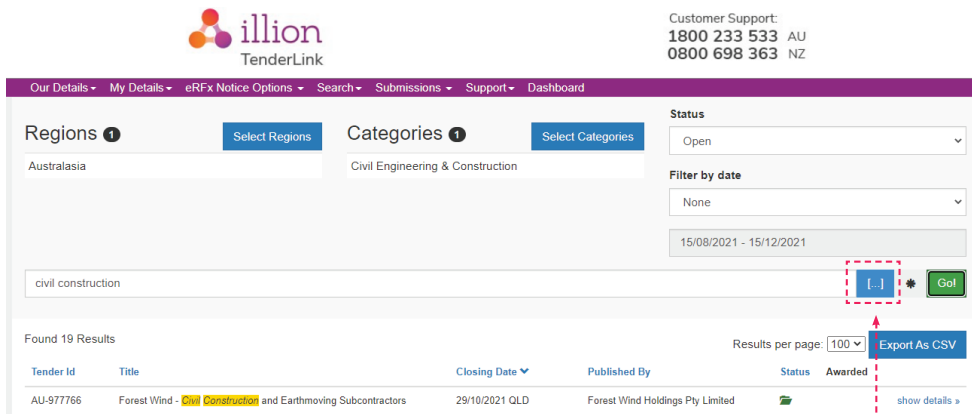
When selecting your categories please note all categories are selected by default so as above “select none” and “update”.



Click onto "Go" to just run an industry search.



You can also search keywords and phrases to pull in specific contracts according to your industry.



If you insert a phrase such as "Civil construction" Make sure you select the circled icon above so that it searches for website development together rather than individually to result in more relevant content.