





Meet Parvathy from Kerala. She liked to make crafts from coconut leaves as a child.

If you do not have access to coconut leaves, you can use strips of paper like I did.

Start with two strips of paper in a L shape. Glue the ends together. Fold the right strip across to the left. Fold the top strip down. Keep folding like this so you end up with a long chain. I used tape to stick more strips on the ends of the paper so my chain was long.



When you are happy with the length of the chain you can stick another two strips of paper on the end of the folded strips. Then make a loop and join the ends together so you can hang the chain up.



Show us what you have made on the [Kids Creations Gallery](#).