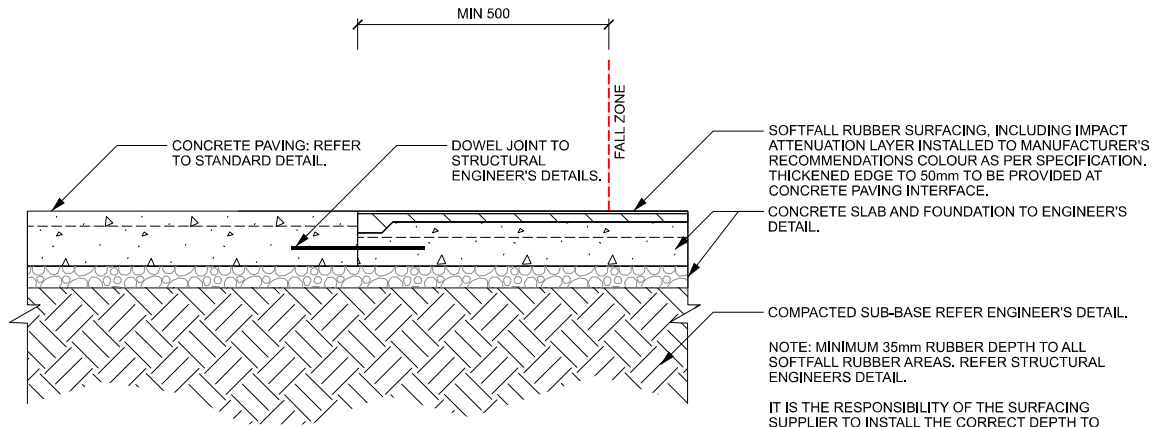


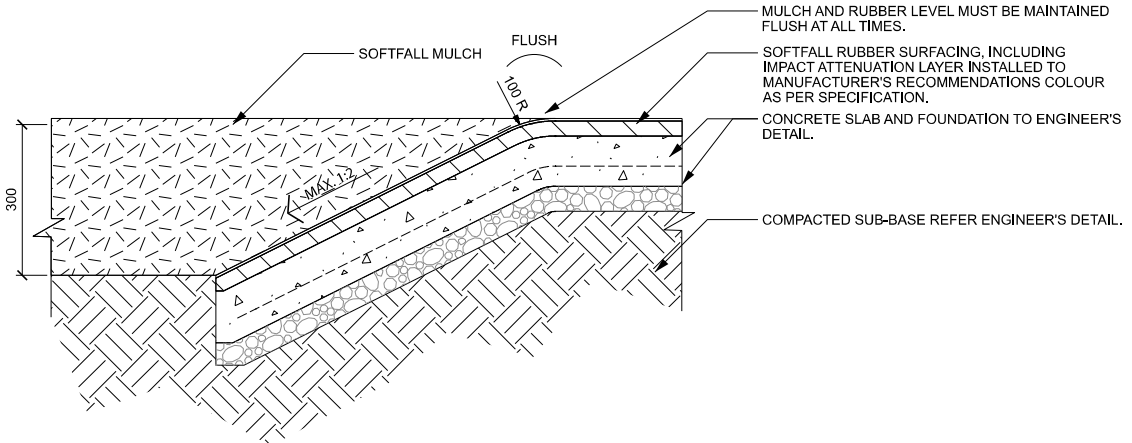
NOTE: ALL FALL ZONES TO EXTEND 200mm BEYOND MANUFACTURER'S SPECIFICATION WITH RUBBER DEPTH AND DESIGN PLACEMENT TO ENSURE NO OVERLAPPING FALL ZONES.



1 WETPOUR SOFTFALL RUBBER CONCRETE INTERFACE  
TYPICAL DETAIL  
1:10

NOTE: MINIMUM 35mm RUBBER DEPTH TO ALL SOFTFALL RUBBER AREAS. REFER STRUCTURAL ENGINEER'S DETAIL.

IT IS THE RESPONSIBILITY OF THE SURFACING SUPPLIER TO INSTALL THE CORRECT DEPTH TO PROVIDE FOR THE EQUIPMENT FREE HEIGHTS OF FALL OR REQUIRED CRITICAL FALL HEIGHTS RATING (e.g 1.0m FOR A SLIDE RUNOUT) PLUS 10%.



2 WETPOUR SOFTFALL RUBBER WITH ROLLED EDGE  
TYPICAL DETAIL  
1:10

REV.	DESCRIPTION	DATE	DRN	CHKD
1	PRELIMINARY	11.08.23	M.M.	R.D.
2	PRELIMINARY	01.11.23	S.W.	R.D.
3	PRELIMINARY	14.12.23	M.M.	R.D.
4	COUNCIL ISSUE	12.07.24	M.M.	R.D.

**NOTES**

- ALL MEASUREMENTS ARE IN MILLIMETRES UNLESS OTHERWISE STATED.
- REFER WYNDHAM CITY COUNCIL WEBSITE TO ENSURE DRAWINGS ARE THE LATEST REVISION.
- DRAWINGS ARE CONCEPT ONLY AND NOT SPECIFIC TO ANY SITE OR SITE CONDITIONS.
- DRAWINGS CONTAIN TYPICAL ENGINEERING DETAIL FOR INFORMATION ONLY AND WILL REQUIRE PROJECT AND SITE SPECIFIC STRUCTURAL ENGINEERING AND OR SHOP DRAWINGS.
- DRAWINGS WILL BE SUBJECT TO CHANGE THROUGHOUT DESIGN AND CONSTRUCTION PROCESS.
- OVERALL LAYOUT, SIZE AND THEME WILL NOT CHANGE.
- THE DESIGN ASSUMES THAT THE DESIGN WILL BE DEVELOPED AND CONSTRUCTED BY A SUITABLY QUALIFIED CONTRACTOR WITH MINIMUM 10 YEARS RELEVANT INDUSTRY EXPERIENCE.



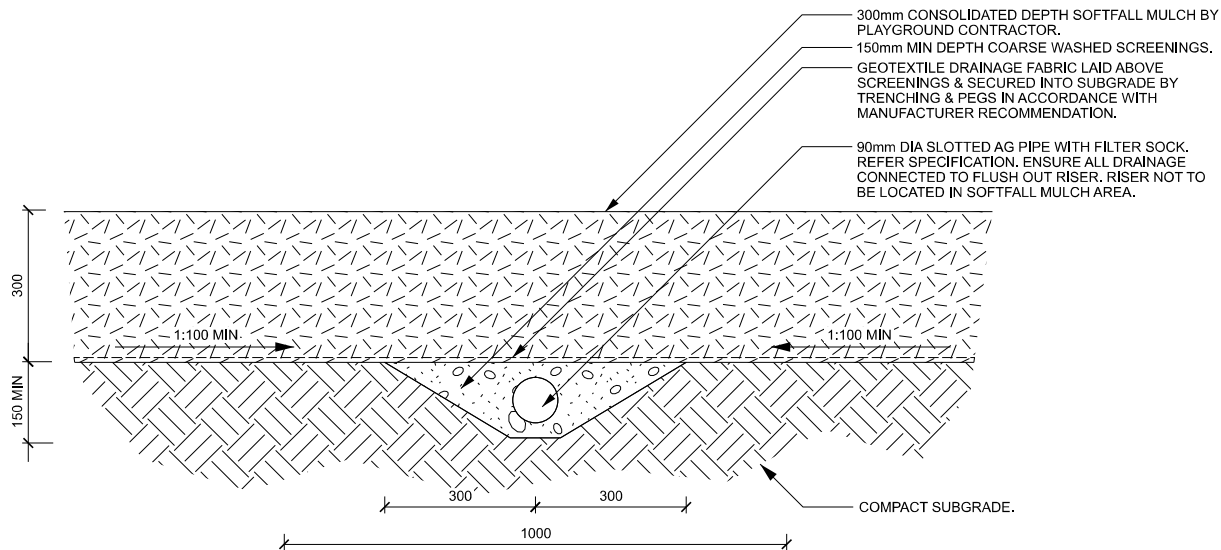
STANDARD DETAIL - LANDSCAPE

**PLAY SPACE**

**SOFTFALL RUBBER**

**SHEET 1 OF 1**

STATUS	COUNCIL ISSUE	NOT FOR CONSTRUCTION
SCALE		DATE
AS SHOWN		11.08.2023
DWG No.		REV
OS 405		4



1 SOFTFALL MULCH TYPICAL DETAIL 1:10

REV.	DESCRIPTION	DATE	DRN	CHKD
1	PRELIMINARY	11.08.23	M.M.	R.D.
2	PRELIMINARY	22.11.23	S.W.	R.D.
3	PRELIMINARY	14.12.23	M.M.	R.D.
4	COUNCIL ISSUE	12.07.24	M.M.	R.D.

**NOTES**

- ALL MEASUREMENTS ARE IN MILLIMETRES UNLESS OTHERWISE STATED.
- REFER WYNDHAM CITY COUNCIL WEBSITE TO ENSURE DRAWINGS ARE THE LATEST REVISION.
- DRAWINGS ARE CONCEPT ONLY AND NOT SPECIFIC TO ANY SITE OR SITE CONDITIONS.
- DRAWINGS CONTAIN TYPICAL ENGINEERING DETAIL FOR INFORMATION ONLY AND WILL REQUIRE PROJECT AND SITE SPECIFIC STRUCTURAL ENGINEERING AND OR SHOP DRAWINGS.
- DRAWINGS WILL BE SUBJECT TO CHANGE THROUGHOUT DESIGN AND CONSTRUCTION PROCESS.
- OVERALL LAYOUT, SIZE AND THEME WILL NOT CHANGE.
- THE DESIGN ASSUMES THAT THE DESIGN WILL BE DEVELOPED AND CONSTRUCTED BY A SUITABLY QUALIFIED CONTRACTOR WITH MINIMUM 10 YEARS RELEVANT INDUSTRY EXPERIENCE.



STANDARD DETAIL - LANDSCAPE

PLAY SPACE  
SOFTFALL MULCH  
SHEET 1 OF 1

STATUS COUNCIL ISSUE NOT FOR CONSTRUCTION

SCALE	DATE
AS SHOWN	11.08.2023
DWG No.	REV
OS 406	4